



UNA MARGHERITA PER DIRE GRAZIE!


MATERIALI: FORBICI, COLLA, FERMACAMPIONI


- RITAGLIA I PETALI DELLA MARGHERITA.
- PIEGA A META' I PETALI E INCOLLA IL FRONTE E IL RETRO TRA LORO.
- SU CIASCUN PETALO SCRIVI IL NOME DI OGNUNO DEI TUOI INSEGNANTI.
- SUL RETRO SCRIVI UN PENSIERO PER CIASCUNO.
- SE VUOI, PUOI COLORARE I PETALI.
- CON UN FERMACAMPIONE INSERITO SUL PALLINO FISSA I PETALI UNO SULL'ALTRO, IN MODO CHE I PENSIERI RIMANGANO TUTTI SOTTO.
- A SCUOLA MOSTRA A OGNI INSEGNANTE IL SUO PETALO!





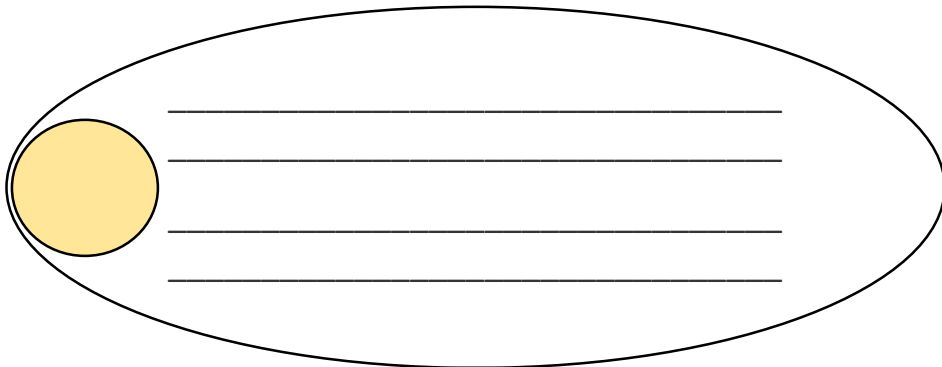
#RingraziaUnDocente:



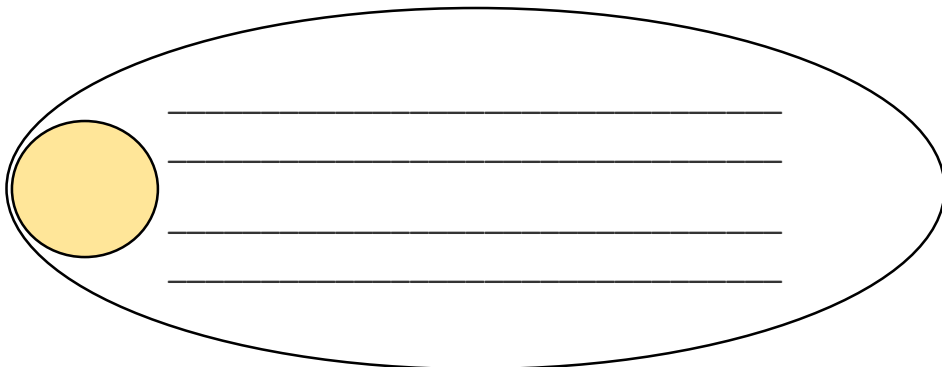
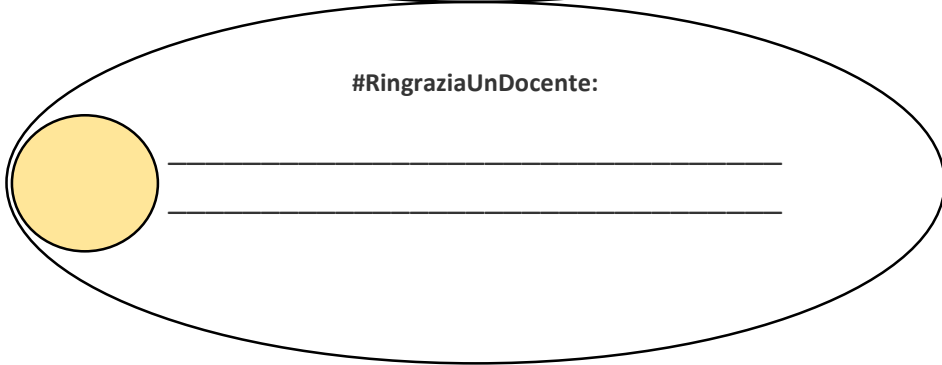


#RingraziaUnDocente:






#RingraziaUnDocente:





#RingraziaUnDocente:





#RingraziaUnDocente:





#RingraziaUnDocente: