

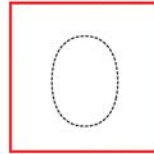
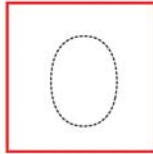

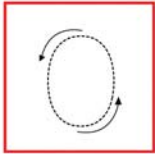
1 COMPLETA LE PAROLE, I NUMERI E LE FRASI.

ZERO

ZER_ _

ZE_ _ O

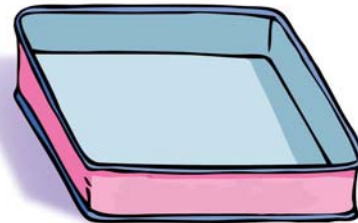
Z_ _ RO



IL BARATTOLO È VUOTO.
CI SONO MATITE.

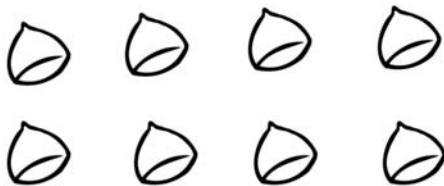
LA SCATOLA È VUOTA.

CI SONO CAMELLE.



2 COLORA TANTI OGGETTI QUANTI NE INDICA LA PAROLA. POI SCRIVI IL NUMERO IN CIFRE.

QUATTRO



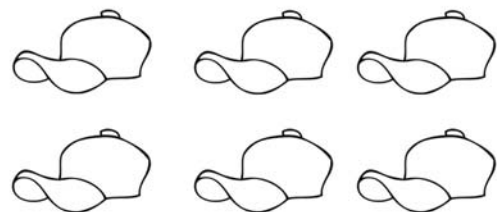
SETTE



NOVE



DUE



1 OSSERVA, CONTA E COMPLETA.

The illustration shows a circus scene with several performers and objects. Below the scene are six categories of objects, each with a corresponding empty box for counting:

- 1 bottle
- 1 balloon
- 3 coins
- 1 flower
- 1 flag
- 1 tent

2 COLORA TANTI FRUTTI QUANTI NE INDICA LA PAROLA. POI SCRIVI IL NUMERO IN CIFRE.

CINQUE

TRE

OTTO

SEI

1 CONTA GLI ELEMENTI DI OGNI INSIEME E SCRIVI IL NUMERO CORRISPONDENTE.

A grid of six blue circles on a grid background. Each circle has a red rectangular box to its right for writing the count. The circles contain: 1. Six orange flowers. 2. Two cartoon children. 3. Four yellow stars. 4. One yellow crescent moon. 5. Three red mushrooms. 6. An empty circle.

2 DISEGNA IL NUMERO DI ELEMENTI INDICATO. POI COLLEGA OGNI INSIEME AL SUO NUMERO SULLA LINEA.

A grid of six blue circles on a grid background. Each circle has a yellow rectangular box with a number next to it: 3, 5, 0, 1, 4, 2. Below the circles is a horizontal number line with tick marks and arrows at both ends, labeled with the numbers 0, 1, 2, 3, 4, 5. A thick green arrow starts from the number 4 on the line and points to the circle with the number 4 next to it.